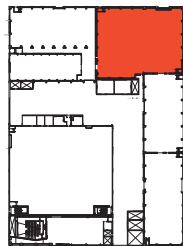
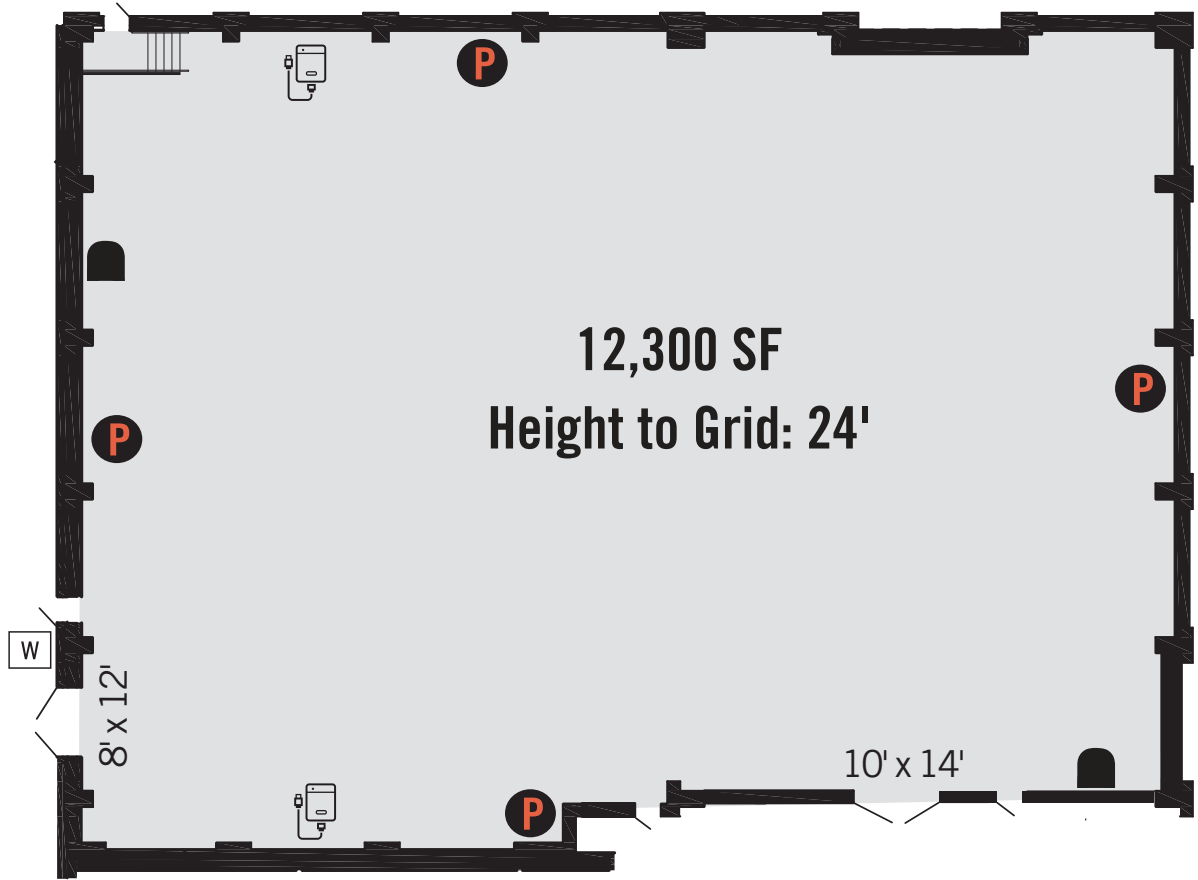








# STAGE 2



-  Sink
-  Data Port
-  Cable
-  Power

*Note: This stage has access to water and sink in adjoining Space A*

Stages	Size	Gross Dimensions	Height to Grid	Grid Load	Catwalk	Power 	Stage Doors	Silent Air	NC-25	Filtered Water 
Stage Two	12,300	96' x 129'	24'	20lbs/sf	(N)	1,600amp / 3-phase	10' x 14' 8' x 12'	(Y)	(Y)	(Y)

